

KARWA MALANI KALANTRI AND ASSOCIATES

Chartered Accountants


1, Aditya Apartment, Above HDFC Bank, Tidke Colony, Nashik - 422 002

E Mail - kmkassociatesca@gmail.com, Tel - +91 253 2232993

Limited Review Report on unaudited standalone financial results of Thakkers Group Limited for the Quarter and Half Year ended 30th September 2023 pursuant to Regulation 33 and Regulation 52(4) read with Regulation 63 of Securities and Exchange Board of India (Listing Obligations and Disclosure Requirements) Regulations, 2015, as amended, as prescribed in Securities and Exchange Board of India operational circular SEBI/HO/DDHS/P/CIR/2021/613 dated 10th August 2021.

To the Board of Directors of Thakkers Group Limited

1. We have reviewed the accompanying Statement of unaudited standalone financial results of Thakkers Group Limited ("the Company") for the quarter and Half Year ended 30th September 2023 ("the Statement").
2. This Statement, which is the responsibility of the Company's management and approved by the Board of Directors, has been prepared in accordance with the recognition and measurement principles laid down in Indian Accounting Standard 34 "Interim Financial Reporting" ("Ind AS 34"), prescribed under Section 133 of the Companies Act, 2013, and other accounting principles generally accepted in India and In compliance with Regulation 33 of the Securities and Exchange Board of India (Listing Obligations and Disclosure Requirements) Regulations, 2015. Our responsibility is to issue a report on the Statement based on our review.
3. We conducted our review of the Statement in accordance with the Standard on Review Engagements (SRE) 2410 "Review of Interim Financial Information Performed by the Independent Auditor of the Entity" issued by the Institute of Chartered Accountants of India. This standard requires that we plan and perform the review to obtain moderate assurance as to whether the Statement is free of material misstatement. A review is limited primarily to inquiries of company personnel and analytical procedures applied to financial data and thus provides less assurance than an audit. We have not performed an audit and accordingly, we do not express an audit opinion.



4. Based on our review conducted as above, nothing has come to our attention that causes us to believe that the accompanying Statement, prepared in accordance with applicable accounting standards and other recognized accounting practices and policies has not disclosed the information required to be disclosed in terms of Regulation 33 of the Securities and Exchange Board of India (Listing Obligations and Disclosure Requirements) Regulations, 2015 including the manner in which it is to be disclosed, or that it contains any material misstatement.


For Karwa Malani Kalantri and Associates
Chartered Accountants
FRN :- 136867W

Sagar R. Malani

Sagar R. Malani
Partner

M.No. 145049

UDIN: 23145049BGQKWV2404



Place: Nashik

Date: 11.11.2023

THAKKERS GROUP LIMITED

[formerly known as ASIAN FOOD PRODUCTS LTD]

Regd. Off: 7, Thakkers,

Near Nehru Garden, Nashik 422 001

CIN: L70100MH1968PLC013919

Contact No. 0253 2598925

Website- www.asianfoodproduct.in

www.thakkersgroup.com

Email: info@asianfoodproduct.in

Email: info@thakkersgroup.com

To,
The Bombay Stock Exchange Ltd.
Phiroza Jeejeebhoy Towers,
25th Floor, Dalal Street, Fort,
MUMBAI - 400 023.

Date : 11th September, 2023

Sub. Unaudited Financial Results for the Half year ended 30th Sept. 2023.

Dear Sir,

We hereby furnish unaudited Financial Results for the half year ended Sept 30th, 2023, taken on record by the Board at their meeting held on 11th September, 2023.

UNAUDITED FINANCIAL RESULTS FOR THE QUARTER AND YEAR ENDED 30TH SEPT. 2023

(Rs.In Lakhs except EPS and Shareholding)

Sr. No.	Particulars	For the Quarter Ended on 30/09/2023 (Unaudited)	For the Quarter Ended on 30/06/2023 (Audited)	For the Quarter Ended on 30/09/2022 (Audited)	For the Half Year Ended on 30/09/2023 (Unaudited)	For the Half Year Ended on 30/09/2022 (Unaudited)	For the Year Ended on 31/03/2023 (Audited)
1	Income						
	a) Revenue From Operations	13.57	10.35	0.00	23.92	0.00	0.00
	b) Other Income	130.13	124.47	0.00	254.60	0.00	49.61
	Total Income from operations (a+b)	143.70		0.00		0.00	49.61
2	Expenses						
	a) Cost of Material Consumed	0.00	0.00	0.00	0.00	0.00	0.00
	b) Purchase of stock-in-trade	0.00	0.00	0.00	0.00	0.00	0.00
	c) Changes in inventories of finished goods, work-in-progress and stock-in-trade	0.00	0.00	0.00	0.00	0.00	0.00
	d) Employee benefits expense	10.29	3.00	0.45	13.29	0.90	1.80
	e) Finance Costs	30.42	3.11	0.00	33.53	0.00	11.16
	f) Depreciation and Amortisation Expense	1.71	0.39	0.22	2.10	0.42	0.91
	g) Other expenditure	37.78	28.09	4.93	65.87	9.68	52.68
	Total Expenses	80.20	34.59	5.60	114.79	11.00	66.55
3	Profit/(Loss) before exceptional items and tax	63.50	100.23	(5.60)	163.73	(11.00)	(16.94)
4	Exceptional Items	0.00	0.00	0.00	0.00	0.00	0.00
	Profit/(Loss) before tax (3-4)	63.50	100.23	(5.60)	163.73	(11.00)	(16.94)
5	Tax Expense						
	a) Current	0.00	0.00	0.00	0.00	0.00	0.02
	b) Deferred	0.00	0.00	0.00	0.00	0.00	0.00
6	Profit/(Loss) for the period	63.50	100.23	(5.60)	163.73	(11.00)	(16.94)
7	Other Comprehensive Income						
	i) Amount of items that will not be reclassified to profit and loss	0.00	0.00	0.00	0.00	0.00	0.00
	ii) Income tax relating to items that will not be reclassified to profit or loss	0.00	0.00	0.00	0.00	0.00	0.00
	iii) Amount of items that will be reclassified to profit and loss	0.00	0.00	0.00	0.00	0.00	0.00
	iv) Income tax relating to items that will be reclassified to profit or loss	0.00	0.00	0.00	0.00	0.00	0.00
8	Total Comprehensive Income for the period (6+7)	63.50	100.23	(5.60)	163.73	(11.00)	(16.94)
	Earnings per share						
	Earnings per equity share						
	Basic earnings (loss) per share	4.01	6.33	(0.35)	10.34	(0.69)	(1.07)
	Diluted earnings (loss) per share	4.01	6.33	(0.35)	10.34	(0.69)	(1.07)

- The above statement of financial results has been reviewed and recommended by Audit Committee and approved by the Board of Directors - at its meeting held on 11th September, 2023.
- During the Quarter not a single complaint was received from investor by the Company. No complaint was pending either at the beginning or at the end of the quarter.
- The figures of the previous year have been recasted / restated wherever is necessary
- The above unaudited standalone financial results are in compliance with the Ind AS (Indian Accounting Standards) as prescribed under Section 133 of the Companies Act, 2013
- The statutory auditors have issued unmodified opinion on the financial statements of the company for the quarter and the year ended 30th, September 2023



(Signature)

CHETAN GIRIDHARLAL BATAVIA
Chairman / Director
(DIN-00400700)

Place: Nashik
Dated: 11/11/2023

THAKKERS GROUP LIMITED

[Formerly known as ASIAN FOOD PRODUCTS LTD]

Regd. Off: 7, Thakkers,

Near Nehru Garden, Nashik 422 001

CIN: L70100MH1968PLC013919

Contact No. 0253 2598925

Website- www.asianfoodproduct.in

www.thakkersgroup.com

Email: info@asianfoodproduct.in

Email: info@thakkersgroup.com

Continue from Page No.1

Unaudited Statement of Assets and Liabilities for the Quarter Ended 30.09.2023	
PARTICULARS	For the Quarter Ended on 30/09/2023 (Unaudited)
Assets	
1. Non-current assets	
(a) Property, plant and equipment	97.76
(b) Capital work-in-progress	1,375.36
(c) Investment property	2,420.72
(d) Goodwill	0.00
(e) Other intangible assets	0.00
(f) Intangible assets under development	0.00
(g) Financial assets	0.00
(i) Investments	0.00
(ii) Trade receivables	0.00
(iii) Loans & Advances	0.00
(iv) Other financial assets	0.00
(h) Deferred tax assets (net)	0.00
(i) Other non-current assets	3,015.50
Total non-current assets	6,909.35
2. Current assets	
(a) Inventories	
(b) Financial assets	
(i) Current Investments	6,348.43
(ii) Trade receivables	3.14
(iii) Cash and cash equivalents	21.25
(iv) Bank balance other than cash and cash equivalents	110.47
(v) Loans	0.00
(vi) Other current financial assets	0.00
(c) Current tax assets (net)	68.99
(d) Other current assets	4.42
Total current assets	6,556.70
Total assets	13,466.05
Equity and liabilities	
1. Equity	
Equity	158.33
Other equity	4,805.50
Total equity	4,963.82
2. Liabilities	
1) Non-current liabilities	
(a) Financial liabilities	
(i) Borrowings	0.00
(ii) Other financial liabilities	0.00
(b) Provisions	14.06
(c) Deferred tax liabilities (net)	0.00
(d) Other non-current liabilities	1,191.70
Total non-current liabilities	1,205.76
3. Current liabilities	
a) Financial liabilities	
(i) Borrowings	2,901.62
(ii) Trade payables	0.00
Total outstanding dues of micro and small enterprises	0.00
Total outstanding dues of creditors other than micro&small	14.57
(iii) Other financial liabilities	0.00
(b) Other current liabilities	4,373.86
(c) Provisions, current	6.42
Total liabilities	7,296.46
Total equity and liabilities	13,466.05



(Handwritten signature)

THAKKERS GROUP LIMITED

[Formerly known as ASIAN FOOD PRODUCTS LTD]

Regd. Off: 7, Thakkers,

Near Nehru Garden, Nashik 422 001

CIN: L70100MH1968PLC013919

Contact No. 0253 2598925

Website- www.asianfoodproduct.in


www.thakkersgroup.com

Email: info@asianfoodproduct.in

Email: info@thakkersgroup.com

Cash Flow Statement for the Year ended Sept 30, 2023		(Rs.In Lakhs)
Particulars	For Quarter ended 30th Sept 2023	For Year ended 31st March 2023
Cash flows from operating activities		
Net Profit before Tax	163.73	(16.94)
Adjustments for:		
Depreciation and amortisation expense	2.10	0.91
Finance cost	33.53	11.16
Interest Income	(254.55)	-
Operating Profits before Working Capital Changes	(55.19)	(4.87)
Working capital changes:		
Adjustment for :		
Non-current/current financial and other liabilities/provisions	3,741.79	1,547.41
Non-current/current financial and other assets	(311.74)	287.21
Cash generated from operations	3,374.87	1,829.75
Earlier year taxes		-
Net cash from/(used in) operating activities (A)	3,374.87	1,829.75
Cash flows from investing activities		
Purchase of Capital Assets	(598.78)	(540.36)
(Purchase)/ Sale of other non-current investments (Net)	(24.26)	(474.44)
Interest Income	254.55	-
Fixed deposits with banks (placed)/realised	(110.40)	
(Purchase)/Sale of Current Investments (Net)	(2,685.85)	(3,662.57)
Net cash used in investing activities(B)	(3,164.75)	(4,677.37)
TOTAL (A+B)	210.12	(2,847.62)
Cash flows from financing activities		
Proceeds from Long term borrowings	(158)	2,860.60
Repayment of Long term borrowings		-
Interest on Loan Paid	(34)	-
Net cash used in financing activities [C]	(191)	2,860.60
Net increase in cash and cash equivalents (A+B+C)	18.90	12.98
Cash and cash equivalents at beginning of period	2.35	0.50
Cash and cash equivalents at end of period	21.25	13.48

Date: Nasik
Place: 11.11.2023



Chetan G. Batavia
Chairman
(DIN-00400700)